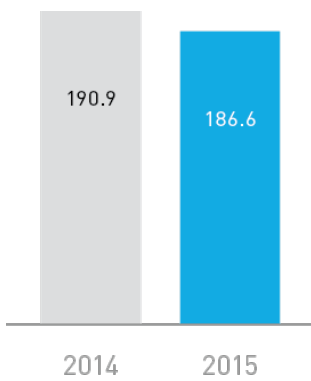


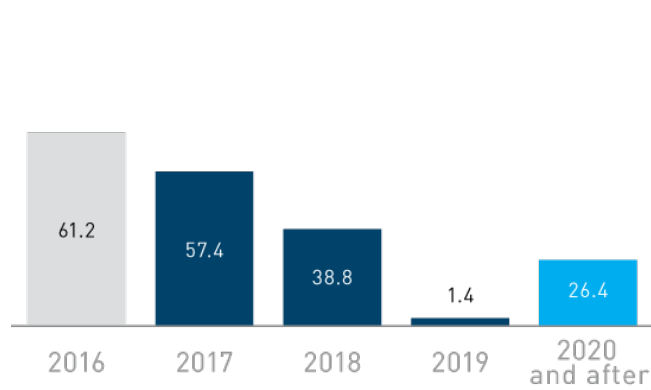
Debt

	2013	2014	2015	2015 vs. 2014, %
Net debt, RUB mln	207,884	171,135	173,670	
Net debt/OIBDA LTM	2.0	1.7	1.7	

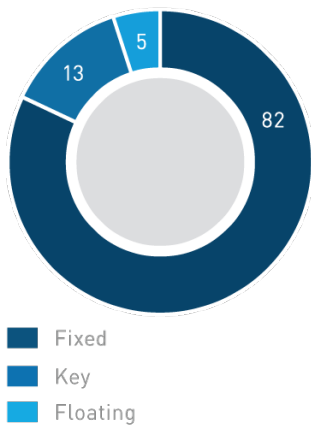
Total debt, RUB bln



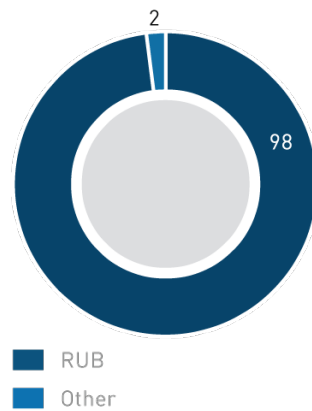
Total debt structure by repayment (without %), RUB bln



Total debt structure by type of rates, %



Total debt structure by currency, %



Total debt structure by type of instrument, %

